


TThinking

TANTO
inserto[®]
SEAT


SEAT



2 A Teschio e denti, 1489.

R.I. 19058 v (B. 41 r; K/P 42 v).

Il vacuo della cassa dell'occhio, e 'i vacuo dell'osso sostenitore della guancia, e quello del naso e della bocca sono d'eguale profondità e terminano sotto il senso comune [sede centrale delle sensazioni] per linea perpendicolare. E ciascuna d'esse vacuità ha tanto di profondità quant'è la terza parte del volto dell'omo, cioè dal mento a capegli.



A NEW SOLUTION
INDIVIDUALLY CUSTOMISABLE

A NEW SOLUTION INDIVIDUALLY CUSTOMISABLE Construction kit of the individually customisable seat Perfect reproduction of anatomical shapes



Why Tanto ?

- ENHANCE PROPULSION
- STABLE
- SAFE



STRUCTURAL KIT MODULAR AND CONFIGURABLE WITH DIFFERENT DENSITY



KIT OF PADDING
Free Shape



EXTRAORDINARY CONTROL OF THE TRUNK

CLINICAL INFORMATION / DESTINATION OF USE

The pelvis positioning system Inserto Seat Tanto is recommended preferably, but not exhaustively, for users with mobility limits having mild deformities and high need of postural containment and trunk stabilisation, in particular:

PTS Pelvic Total Support

- Those who have medium/high leg length discrepancies, wind swept, pelvic obliquity, pelvic rotations, posterior and anterior pelvis tilt, adduction and abduction of the legs;
- Those who need to stabilise the ischium;
- Those who need ischium/trochanteric/coxxygeal/sacral suspension;
- Those having high risk to develop decubitus sores;
- Those who need to balance and contain legs/pelvis/rachis/ relationship system;
- Those who need lateral control of the legs as well as that of the coccygeal/sacral/lumbar to improve the control of the trunk in order to maximise the coordinate function of the superior limbs (i.e. propelling).

The pelvis positioning system has to be used with any supporting/wheelchair base properly fixed through suitable gripping systems.

TECHNICAL FEATURES

Each positioning system Inserto TANTO includes:

- Structural kit with different density, composed by a flat base of construction and 17 closed cells polyethylene inserts, customisable and configurable useful to individually support or correct the posture of the pelvis during the life time use.
- kit of padding, washable with a gentle detergent, which is composed by a layer memory foam with low spring back action in the superior part and a layer of open cells polyurethane foam in the posterior part.
- New 3D cover, air-exchange, incontinent, not flammable, antibacterial. It can be washed in tepid water with a gentle detergent. Do not tumble dry. The fabric doesn't require the use of disinfectants.

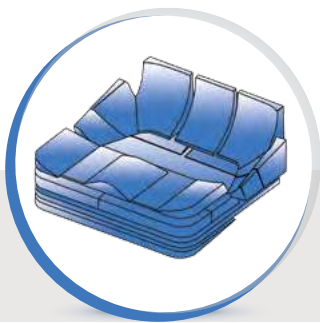
SPARE PARTS ■ Flat Base of construction ■ Cover ■ Kit of padding

WARNINGS

The Positioning System Inserto Seat Tanto, in its design integrity and numerical and dimensional completeness of the supplied components (structural kit, padding kit, cover) can be easily adapted to sizes/morphology/deformities of the user. This kind of operations make the commissioning referable to a serial device. Alternatively
The commissioning of the Positioning System Inserto Seat Tanto, deprived or modified, even partially, of its design integrity of numerical and dimensional completeness of the supplied components, built as per written prescription of a professional operator in function of the anatomy/morphology/deformities of the user, through the measurement detection and direct trials, can be referable to a custom device.

For partially sighted users this document can be visualised in PDF format (with the possibility to enlarge the text) on the web site www.versainserto.com





Inserto Tanto

17 MODULAR CONFIGURABLE INSERTS

“NEW 3D” COVER
STRECH, INCONTINENT, AIR-EXCHANGE.

° Each postural kit is ordered based upon the size of mobility/wheelchair device.

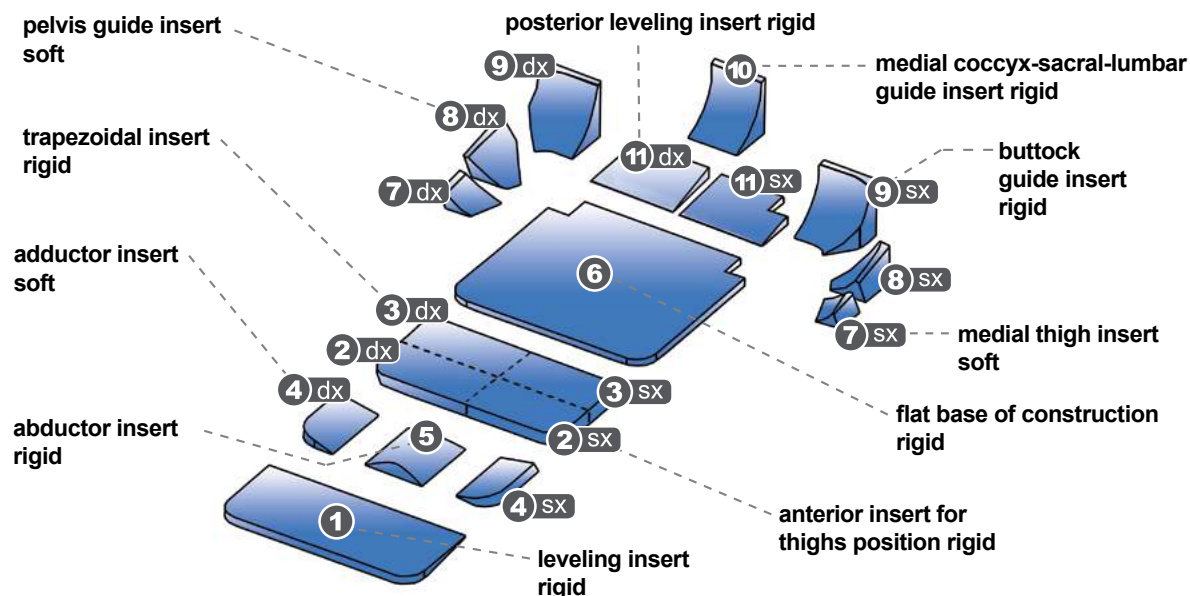
INSERTO TANTO SIZES TABLE	PAEDIATRIC					ADULT					SIZES (cm.)	
	US	XXS	XS	XS1S	XS1	S	M	M1S	M1	L	XL	
Effective width (cm)	30	36	36	40	40	42	42	45	45	48	48	
Max width achieved with adaptation (cm)	32	38	38	42	42	44	44	47	47	50	50	
Min. width achieved with removal of material (cm)	28	34	34	38	38	40	40	43	43	46	46	
Effective length (cm)	38	38	42	40	45	45	50	45	50	45	50	
Max. length achieved with adaptation (cm)	40,5	40,5	44,5	42,5	47,5	47,5	52,5	47,5	52,5	47,5	52,5	
Min. length achieved with adjustment through seat notches and removal inserts (cm)*	32	32	36	34	39	39	44	39	44	39	44	
Min. and max. range of anterior height of flat base of construction+ insert 2/3 (cm)**	3,5 / 4,5		** height referred to models US and XL									
Min. and max. range of posterior height of flat base of construction+ insert 9 and 11 (cm)**	15 / 19,5		** height referred to models US and XL									
Weight of positioning system (min/max): 0,8 kg/2,9 kg												

* possible and further reductions due to removal of material

° Max load (referred to model XL 48cm x 50cm): 135 kg

CONVERSION TABLE

INCHES	10	12	12,5	13	13,5	14	15	15,5	16	16	16,5	16,5	17	17,5	17,5	17,5	18	18,5	18,5	19	19,5	19,5	20	20	22
CM.	25	30	32	33	34	36	38	39	40	40,5	42	42,5	43	44	44,5	45	46	47	47,5	48	50	50,5	52	52,5	55



ATICO



Customisations of Tanto



ADJUSTMENT OF TROCHANTERIC SUPPORT PREVENTING ISCHIAL LODS



ANTI-THRUST OF THE PELVIS




ADDUCTION FOR EASY PROPULSION




PELVIC OBLIQUITY



ANTERIOR / POSTERIOR PELVIS TILT



PELVIC ROTATION



TRUNK AND PELVIS CLOSURE ANGLE

INDIVIDUALLY CUSTOMISABLE 
Construction kit of the individually customisable seat

AN INNOVATIVE SOLUTION

A range developed to answer the individual postural need (as per prescription) and numerous pathologies throughout the whole life cycle of use.

In order to maintain its features it is necessary to periodically check the conservation and wear of all the parts composing the device as well as all hook and loops stripes.

The positioning system seen the sizes and weight results easily transportable

www.versainserto.com

1 ADAPTABILITY MAN/WOMAN

Finally a solution that makes the difference with a fully personalised fit.

2 ADAPTABILITY TO THE INDIVIDUAL MORFOLOGY AND ANATOMY

Unlimited possibilities to realize the customised postural solution.

3 PTS PELVIC TOTAL SUPPORT

A perfect fit to anatomy of the pelvis and related body segments, by encouraging an active response of the musculo-skeletal system.

The distribution of the loads provided by the PTS reduces the mechanical stress on the deep tissues and significantly enhances the prevention of decubitus ulcers.

4 FREE SHAPES PADDING

The innovative modular padding ensures maximum comfort and reliable protection.



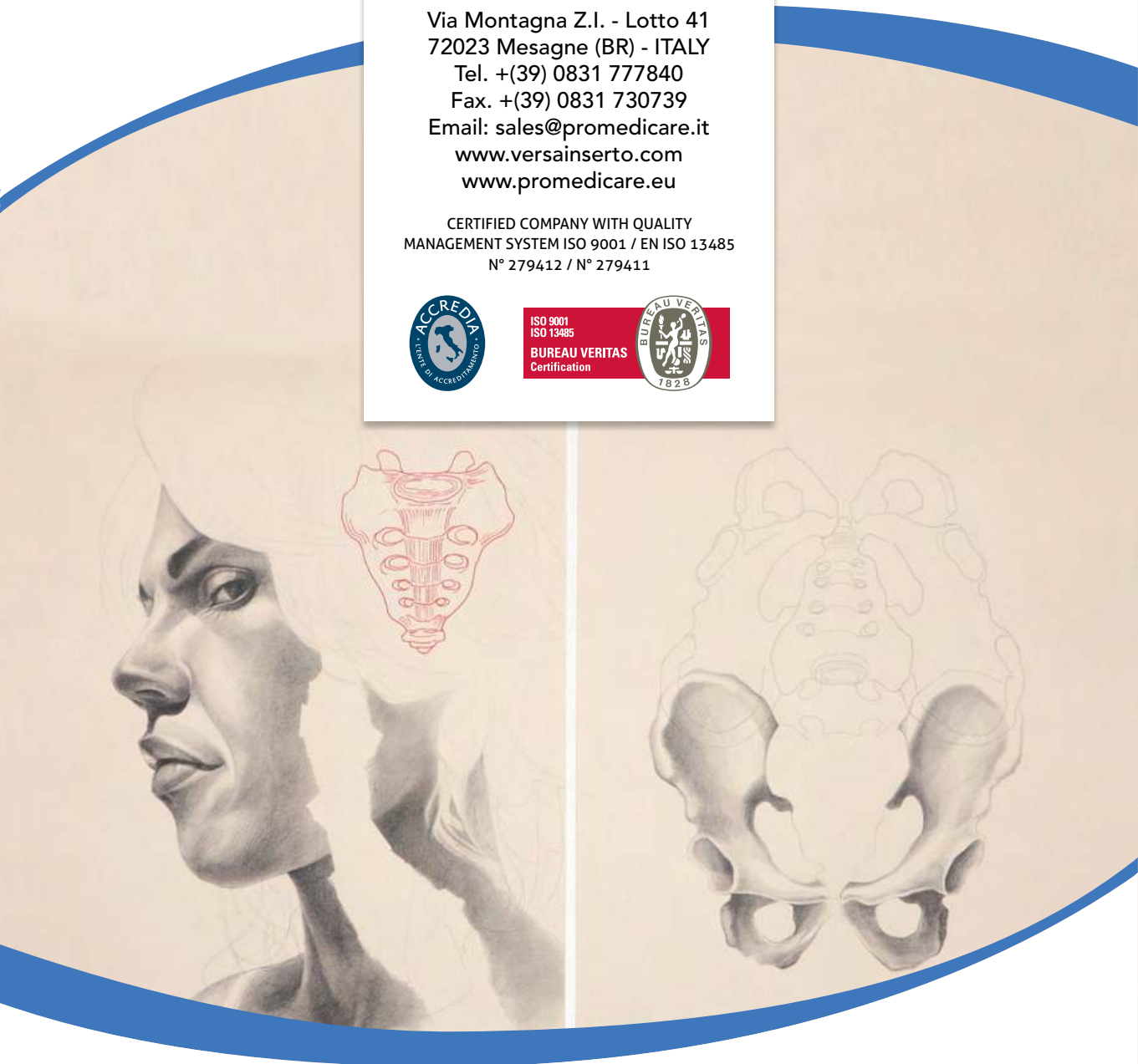


MANUFACTURED BY:



Via Montagna Z.I. - Lotto 41
72023 Mesagne (BR) - ITALY
Tel. +(39) 0831 777840
Fax. +(39) 0831 730739
Email: sales@promedicare.it
www.versainserto.com
www.promedicare.eu

CERTIFIED COMPANY WITH QUALITY
MANAGEMENT SYSTEM ISO 9001 / EN ISO 13485
N° 279412 / N° 279411



DISTRIBUTED BY:



CE 2 YEAR WARRANTY

www.versainserto.com