

Thinking **NOVO**
inserto[®]
SPINE

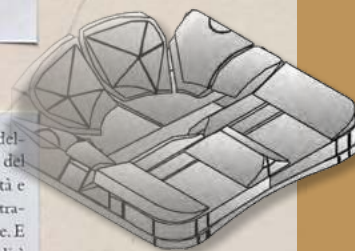
SPINE

SEAT

2 A Teschio e denti, 1489.

R.I. 19058 v (B. 41 r; K/P 42 v).

Il vacuo della cassa dell'occhio, e 'i vacuo dell'osso sostenitore della guancia, e quello del naso e della bocca sono d'eguale profondità e terminano sotto il senso comune [sede centrale delle sensazioni] per linea perpendicolare. E ciascuna d'esse vacuità ha tanto di profondità quant'è la terza parte del volto dell'omo, cioè dal mento a capegli.



A NEW SOLUTION
INDIVIDUALLY CUSTOMISABLE

A NEW SOLUTION INDIVIDUALLY CUSTOMISABLE Construction kit of the individually customisable seat Perfect reproduction of anatomical shapes



Why Novo ?

- DEVELOPED FOR SPINAL CORD INJURIES USERS
- OPTIMAL LOADS DISTRIBUTION
- PELVIS ALIGNMENT AND STABILISATION
- ISCHIAL-TROCHANTERIC-COCCYGEAL-SACRAL-PERINEAL SUSPENSION
- IT ENHANCES THE ALIGNMENT OF THE TRUNK AND THE FUNCTIONS



MODULAR AND CONFIGURABLE
STRUCTURAL KIT WITH DIFFERENT
DENSITY COMBINATION



PADDING SYSTEM
Free Shape PROTECTIVE
AND SHOCK ABSORBING



PERFECT FIT

CLINICAL INFORMATION / DESTINATION OF USE

The pelvis positioning system Inserto Spine Novo is recommended preferably, but not exhaustively, for users with mobility limits and spinal cord injuries that:

- Those who need high postural support;
- Those who have a leg length discrepancies and fixed or flexible deformities;
- Those who need high support and lateral, anterior, posterior and medial containment of the pelvis;
- Those who need a block to the ischium, preventing the sliding, or trochanteric/coccygeal/sacral/perineal suspension;
- Those who have medium/high risk to develop decubitus issues;
- Those who have a leg length discrepancies, wind-swept, pelvis obliquity and rotation, severe posterior and anterior pelvis tilt;
- Those who suffer of muscle and tissue atrophy, poor mass, shapeless tissues and sensitive skin;
- Those who have undergone surgeries even reconstructive.

The pelvis positioning system has to be used with any supporting/wheelchair base properly fixed through suitable gripping systems.

PTS Pelvic Total Support

TECHNICAL FEATURES

Each positioning system Inserto NOVO includes:

- A structural kit with different density combination composed by flat base of construction and 24 polyethylene closed cells inserts, modifiable and configurable, useful to individually support or correct the posture of the pelvis during the life time use;
- Kit of padding, washable with a gentle detergent, which is composed by different layers:
 - A superior layer of memory foam for the highest protection from risk of decubitus issues and an inferior layer of visco-elastic foam with low spring back action in order to provide the maximum comfort and adaptation to body shape;
 - a central pad of polyurethane open celled foam with a pad of self-modelling polymeric foam.
- New 3D cover, air-exchange, incontinent, not flammable, antibacterial. It can be washed in tepid water with a light detergent. Do not tumble dry. The fabric doesn't require the use of disinfectants.

SPARE PARTS ■ Flat base of construction ■ Cover ■ Kit of padding

WARNINGS

The Positioning System Inserto Seat Novo, in its design integrity and numerical and dimensional completeness of the supplied components (structural kit, padding kit, cover) can be easily adapted to sizes/morphology/deformities of the user. This kind of operations make the commissioning referable to a serial device. Alternatively

The commissioning of the Positioning System Inserto Seat Novo, deprived or modified, even partially, of its design integrity of numerical and dimensional completeness of the supplied components, built as per written prescription of a professional operator in function of the anatomy/morphology/deformities of the user, through the measurement detection and direct trials, can be referable to a custom device.

For partially sighted users this document can be visualised in PDF format (with the possibility to enlarge the text) on the web site www.versainserto.com





Inserto Novo

24 Modular and configurable inserts

"NEW 3D" COVER
STRECH, INCONTINENT, AIR-EXCHANGE.

° Each postural kit is ordered based upon the size of mobility/wheelchair device.

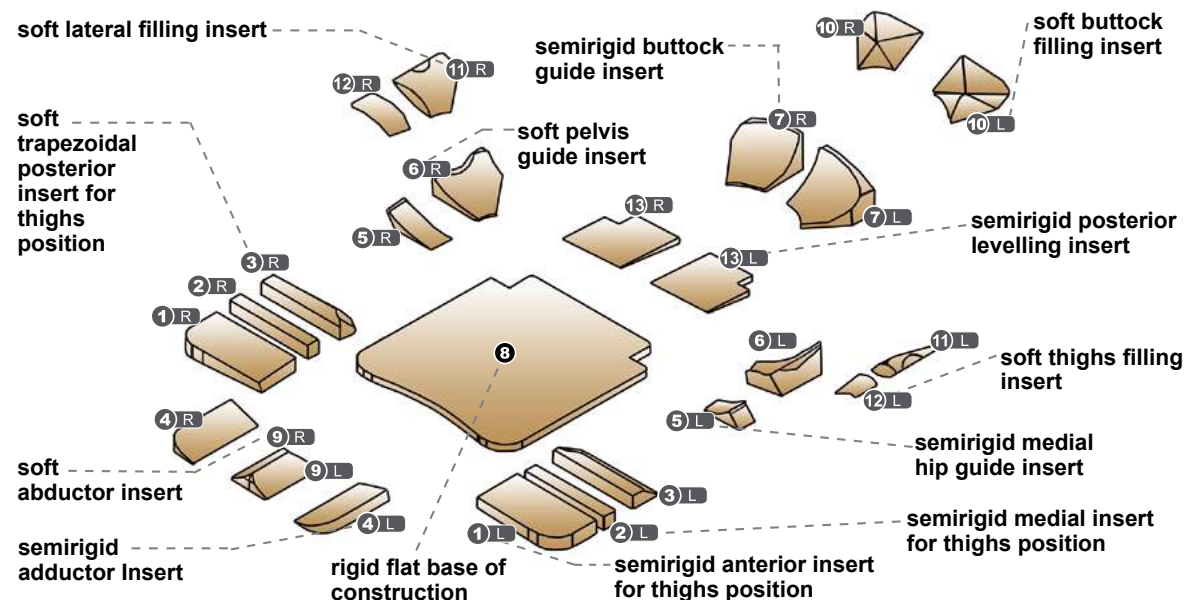
INSERTO NOVO SIZES TABLE													SIZES (cm.)		
MODEL	3638	3642	3840	3845	4040	4045	4242	4245	4250	4545	4550	4848	4850	5050	
Effective width (cm)	36	36	38	38	40	40	42	42	42	45	45	48	48	50	
Max width achieved with adaptation (cm)	38	38	40	40	42	42	44	44	44	47	47	50	50	52	
Min. width achieved with removal of material (cm)	34	34	36	36	38	38	40	40	40	43	43	46	46	48	
Effective lenght (cm)	38	42	40	45	40	45	42	45	50	45	50	48	50	50	
Max. lenght achieve with adaptation (cm)	40,5	44,5	42,5	47,5	42,5	47,5	44,5	47,5	52,5	47,5	52,5	50,5	52,5	52,5	
Min. lenght achieved with adjustment through seat notches and removal inserts (cm)*	32	36	34	39	34	39	36	39	44	39	44	42	44	44	
Min. and max. range of anterior height of flat base of construction+thighs inserts 1/2/3 (cm)**	4,5/5,5		** height referred to models 3638 and 5050												
Min. and max. range of posterior height of flat base of construction + buttocks inserts 7 (cm)**	9,5/11,5		** height referred to models 3638 and 5050												
Weight of positioning system (min/max): 1.5 kg./2.4 kg.															

* possible and further reductions due to removal of material

° Max. Load (referred to MODEL 5050): 135 Kg.

CONVERSION TABLE

INCHES	10	12	12,5	13	13,5	14	15	15,5	16	16	16,5	16,5	17	17,5	17,5	17,5	18	18,5	18,5	19	19,5	19,5	20	20	22
CM.	25	30	32	33	34	36	38	39	40	40,5	42	42,5	43	44	44,5	45	46	47	47,5	48	50	50,5	52	52,5	55





Customisations of Novo



PELVIS MASS FILLING



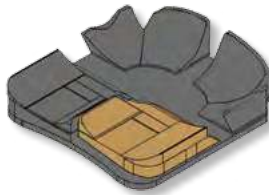
ADJUSTMENT OF TROCHANTERIC SUPPORTS PREVENTING ISCHIUM LOADS



ANTI-THRUST OF THE PELVIS



ADDUCTION



ASYMMETRY 1



ASYMMETRY 2



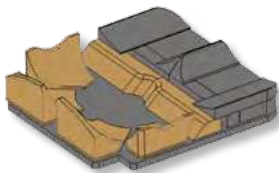
FEMUR FIXITY



PELVIS ROTATION



ASYMMETRY FOR PELVIS ROTATION



ANTERIOR/POSTERIOR PELVIS TILT

INDIVIDUALLY
CUSTOMISABLE
Construction kit of the
individually customisable seat



THE INNOVATIVE SOLUTION

A range developed to answer the individual postural need (as per prescription) and numerous pathologies throughout the whole life cycle of use.

In order to maintain its features it is necessary to periodically check the conservation and wear of all the parts composing the device as well as all hook and loops stripes. The positioning system seen the sizes and weight results easily transportable.

www.versainserto.com

1 MAN/WOMAN ADAPTABILITY

Finally a solution that makes the difference with a fully personalised fit.

2 ADAPTABILITY TO THE INDIVIDUAL MORFOLOGY AND ANATOMY

Unlimited possibilities to realize the customised postural solution.

3 PTS PELVIC TOTAL SUPPORT

A perfect fit to anatomy of the pelvis and related body segments, encouraging an active response of the musculo-skeletal system.

The distribution of the loads provided by the PTS reduces the mechanical stress on the deep tissues and significantly aids the prevention of decubitus ulcers.

4 FREE SHAPES PADDING

The innovative padding ensures maximum comfort and reliable protection.



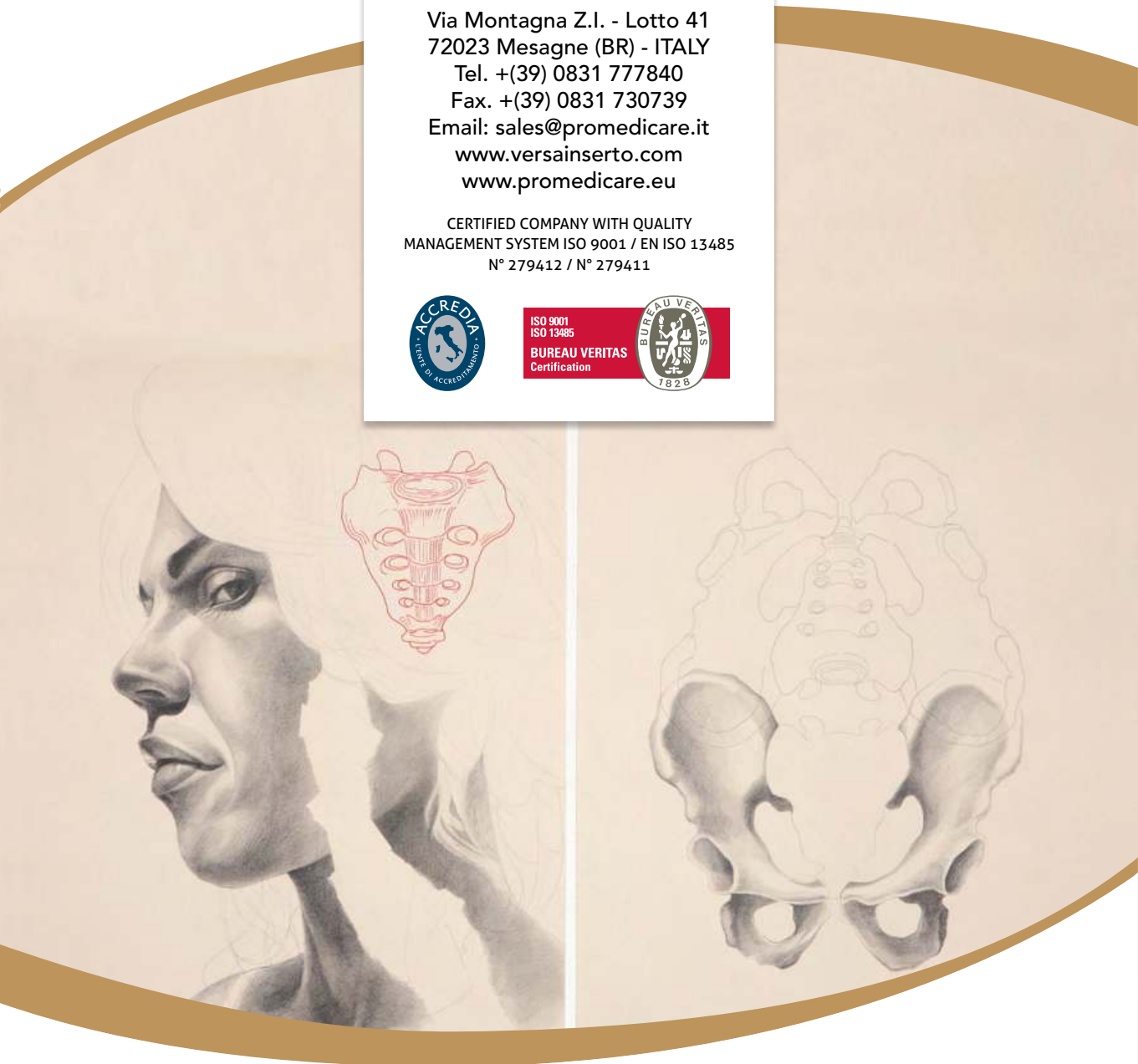


MANUFACTURED BY:



Via Montagna Z.I. - Lotto 41
72023 Mesagne (BR) - ITALY
Tel. +(39) 0831 777840
Fax. +(39) 0831 730739
Email: sales@promedicare.it
www.versainserto.com
www.promedicare.eu

CERTIFIED COMPANY WITH QUALITY
MANAGEMENT SYSTEM ISO 9001 / EN ISO 13485
N° 279412 / N° 279411



DISTRIBUTED BY:



CE 2 YEAR WARRANTY

www.versainserto.com