


TThinking

IMPULSO
inserto[®]
SEAT


SEAT



2 A Teschio e denti, 1489.

R.I. 19058 v (B. 41 r; K/P 42 v).

Il vacuo della cassa dell'occhio, e 'i vacuo dell'osso sostenitore della guancia, e quello del naso e della bocca sono d'eguale profondità e terminano sotto il senso comune [sede centrale delle sensazioni] per linea perpendicolare. E ciascuna d'esse vacuità ha tanto di profondità quant'è la terza parte del volto dell'omo, cioè dal mento a capegli.



A NEW SOLUTION
INDIVIDUALLY CUSTOMISABLE

A NEW SOLUTION INDIVIDUALLY CUSTOMISABLE Construction kit of the individually customisable seat Perfect reproduction of anatomical shapes



Why Impulso ?

- ENABLE BETTER FOOT PROPELLING
- ADJUSTABLE
- COMFORTABLE



STRUCTURAL KIT MODULAR AND CONFIGURABLE WITH DIFFERENT DENSITY



PREVENTIVE AND COMFORTABLE PADDING SYSTEM



ENABLES FOOT PROPELLING

CLINICAL INFORMATION / DESTINATION OF USE

The pelvis positioning system Inserto Seat Impulso is recommended preferably, but not exhaustively, for user with mobility limits or partially walking, presenting mild deformities and postural instability and misalignment such as hemiplegics/hemiparetics, diplegics/diparetics, amputees, users with pathological conditions of the hip and/or of the coxo/femoral joint in particular:

PTS Pelvic Total Support

- Those who have mild leg length discrepancies, wind swept, pelvic obliquity, pelvic rotations, posterior and anterior pelvis tilt, adduction/abduction limitations, flexion/extension, inward/outward rotation of the legs;
- Those who need pelvis alignment and/or stabilisation on frontal/sagittal/transvers plane;
- Those who need ischial/trochanteric/coxygeal suspension;
- Those having a medium/high risk to develop decubitus sores;
- Those who need to balance the leg/pelvis/rachis/ relationship system in order to distribute the body pressure and to improve the functions;
- Those who need postural alignment in order to improve the control of the trunk to maximize the function of the superior limbs (i.e. propelling);
- Those who need postural alignment in order to stabilise the pelvis, the plegic limb and the trunk to maximize the propelling function (i.e. foot propelling);
- Those who need to balance the antero-posterior, lateral and/or bilateral body loads (i.e. fixity of the hip, lateral/bilateral amputation).

The pelvis positioning system has to be used with any supporting/wheelchair base properly fixed through suitable gripping systems.

TECHNICAL FEATURES

Each positioning system Inserto IMPULSO includes:

- A structural kit composed by a flat base of construction and 12 closed cells polyethylene inserts with different density, modular and configurable, useful to individually support or correct the posture of the pelvis, during the life time of use;
- A kit of padding, washable with a gentle detergent, composed by two layers of foam consisting of a superior layer of memory foam and of an inferior layer of flexible polyurethane foam in the back area;
- New 3D cover, air-exchange, incontinent, not flammable, antibacterial. It can be washed in tepid water with a gentle detergent. Do not tumble dry. The fabric doesn't require the use of disinfectants.

SPARE PARTS ■ Flat base of construction ■ Cover ■ Kit of padding

WARNINGS

The Positioning System Inserto Seat Impulso, in its design integrity and numerical and dimensional completeness of the supplied components (structural kit, padding kit, cover) can be easily adapted to sizes/morphology/deformities of the user. This kind of operations make the commissioning referable to a serial device.

Alternatively

The commissioning of the Positioning System Inserto Seat Impulso, deprived or modified, even partially, of its design integrity of numerical and dimensional completeness of the supplied components, built as per written prescription of a professional operator in function of the anatomy/morphology/deformities of the user, through the measurement detection and direct trials, can be referable to a custom device.

For partially sighted users this document can be visualised in PDF format on the web site www.versainser.to.com with the possibility to enlarge the text.





Inserto Impulso

12 MODULAR AND CONFIGURABLE INSERTS

“NEW 3D” COVER
STRECH, INCONTINENT, AIR-EXCHANGE.

° Each postural unit is ordered based upon the size of mobility/wheelchair device.

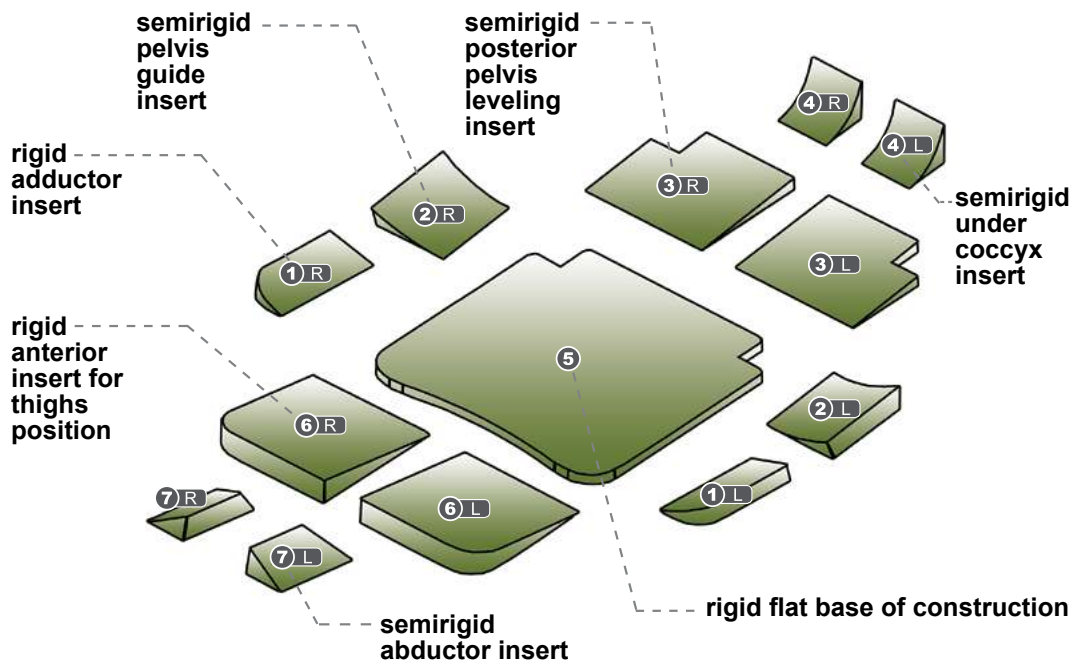
INSERTO IMPULSO SIZES TABLE		SIZES (cm.)				
MODEL	XS	XS1S	XS1	S	M1S	XL
Effective width (cm)	36	40	40	42	45	48
Max width achieved with adaptation (cm)	38	42	42	44	47	50
Min. width achieved with removal of material (cm)	34	38	38	40	43	46
Effective length (cm)	42	40	45	45	45	50
Max length achieved with adaptation (cm)	44,5	42,5	47,5	47,5	47,5	52,5
Min. length achieved with adjustment through seat notches and removal inserts (cm)*	36	34	39	39	39	44
Min. and max. range of anterior height of flat base of construction+ insert 6 (cm)**	4,5 / 6,5	** height referred to models XS and XL				
Min. and max. range of posterior height of flat base of construction + inserts 3 and 4 (cm)**	8,5 / 12	** height referred to models XS and XL				
Weight of positioning system (min/max): 1,2 kg/1,9 kg						

* possible and further reductions due to removal of material


° Max load (referred to model XL 48cm x 50cm): 135 kg

CONVERSION TABLE

INCHES	10	12	12,5	13	13,5	14	15	15,5	16	16	16,5	16,5	17	17,5	17,5	17,5	18	18,5	18,5	19	19,5	19,5	20	20	22
CM.	25	30	32	33	34	36	38	39	40	40,5	42	42,5	43	44	44,5	45	46	47	47,5	48	50	50,5	52	52,5	55



Customisations of Impulso



DIFFERENT SUPPORT OF
PROSTHETIC LIMB/STUMP



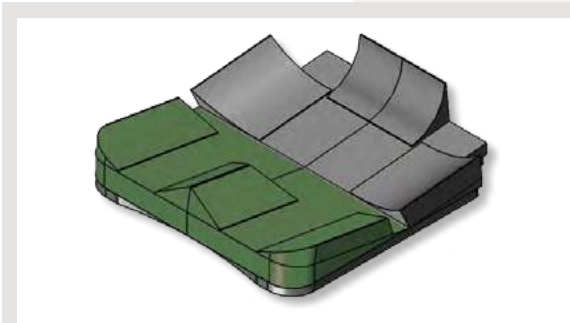
ADJUSTMENT OF TROCHANTERIC SUPPORT
PREVENTING ISCHIAL LOADS



PELVIC OBLIQUITY



ANTERIOR/POSTERIOR
PELVIS TILT



BALANCING BILATERAL
AMPUTATION

INDIVIDUALLY
CUSTOMISABLE

Construction kit
of the individually
customisable seat



THE INNOVATIVE SOLUTION

A range developed to answer the individual postural need (as per prescription) and numerous pathologies throughout the whole life cycle of use.

In order to maintain its features it is necessary to periodically check the conservation and wear of all the parts composing the device as well as all hook and loops stripes.

The positioning system seen the sizes and weight results easily transportable.

www.versainsero.com

1 MAN/WOMAN ADAPTABILITY

Finally a solution that makes the difference with a fully personalised fit.

2 ADAPTABILITY TO THE INDIVIDUAL MORFOLOGY AND ANATOMY

Unlimited possibilities to realize the customised postural solution.

3 PTS PELVIC TOTAL SUPPORT

A perfect fit to anatomy of the pelvis and related body segments, encouraging an active response of the musculo-skeletal system.

The distribution of the loads provided by the PTS reduces the mechanical stress on the deep tissues and significantly aids the prevention of decubitus ulcers.

4 FREE SHAPES PADDING

The innovative padding ensures maximum comfort and reliable protection.



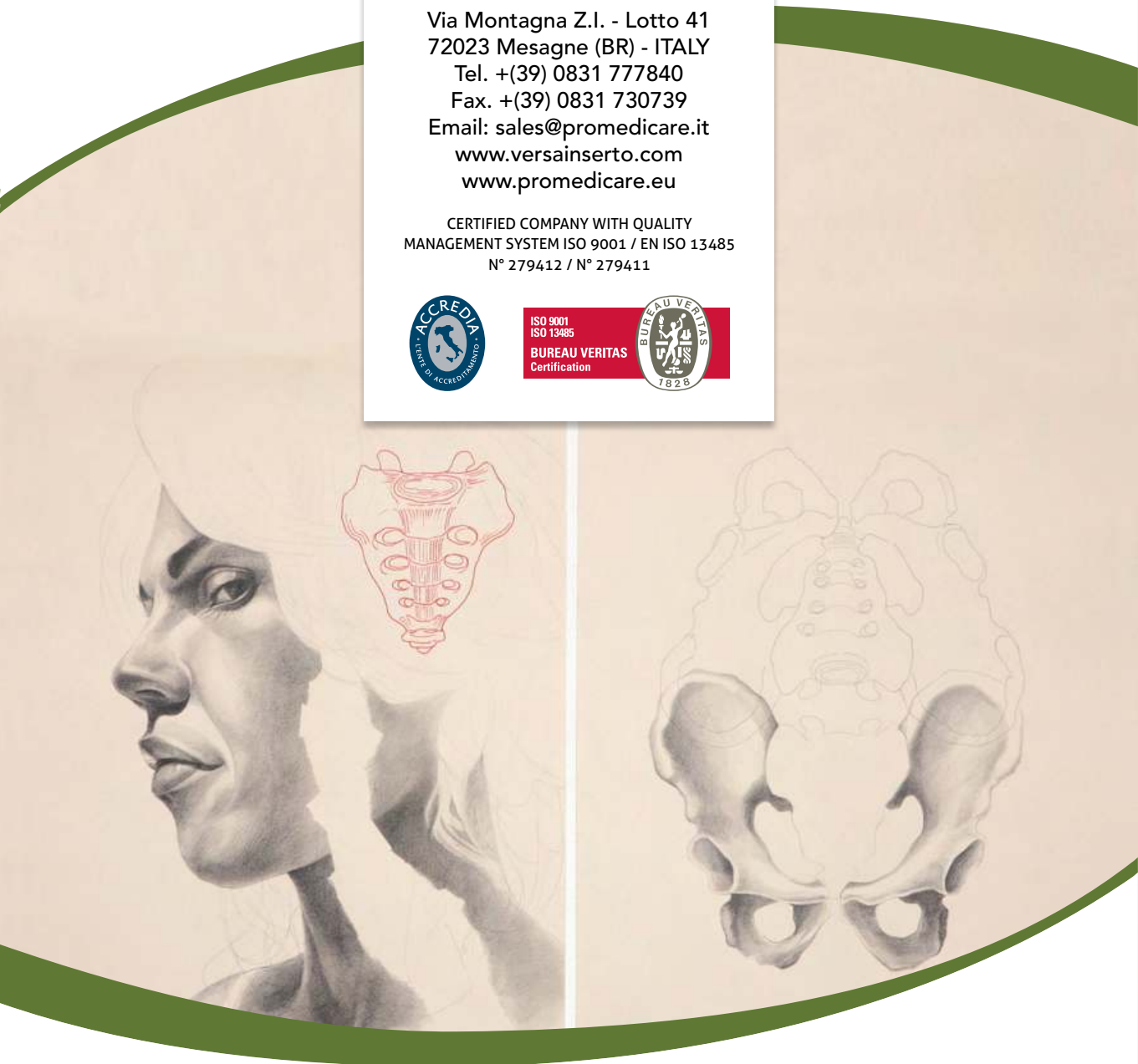


MANUFACTURED BY:



Via Montagna Z.I. - Lotto 41
72023 Mesagne (BR) - ITALY
Tel. +(39) 0831 777840
Fax. +(39) 0831 730739
Email: sales@promedicare.it
www.versainserto.com
www.promedicare.eu

CERTIFIED COMPANY WITH QUALITY
MANAGEMENT SYSTEM ISO 9001 / EN ISO 13485
N° 279412 / N° 279411



DISTRIBUTED BY:



CE 2 YEAR WARRANTY

www.versainserto.com